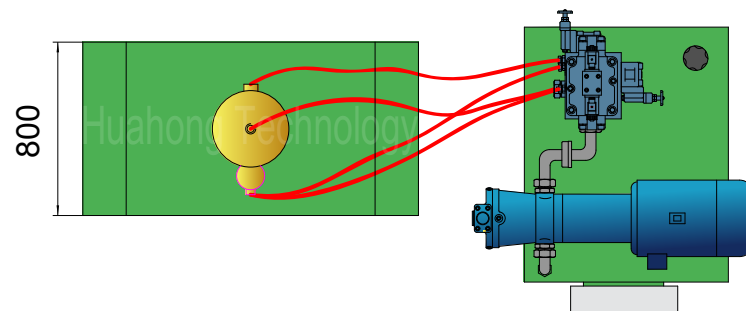
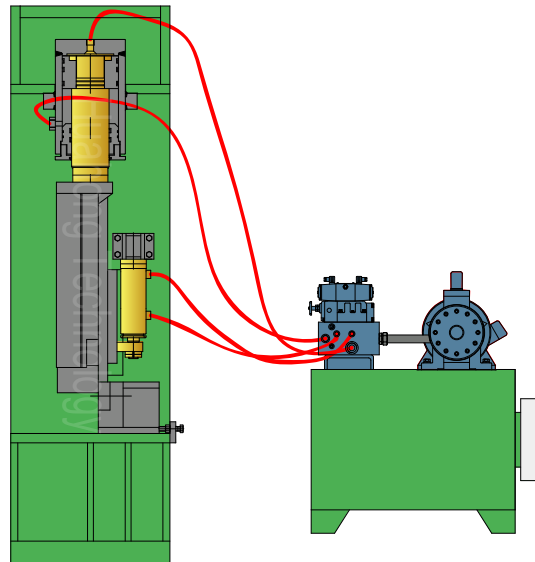
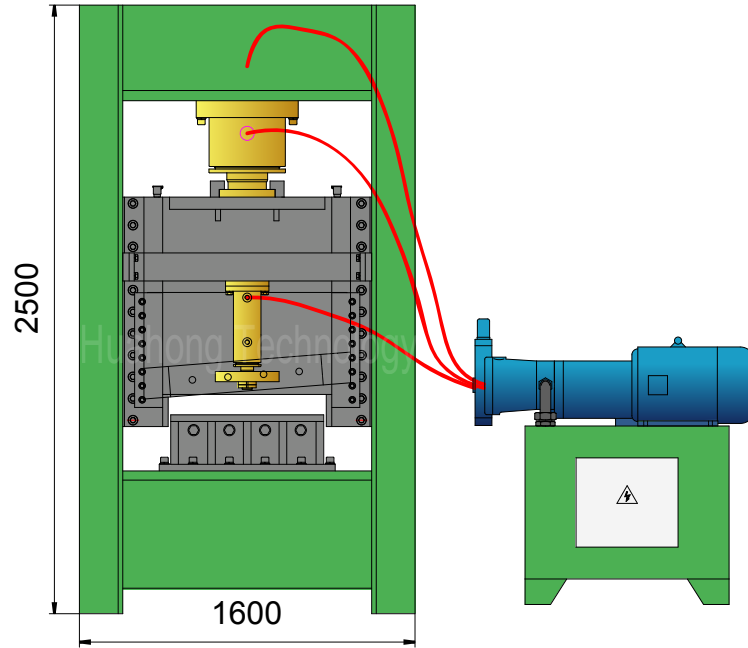




# Q15A-250 II

## Plan View





# Q15A-250 II

## Technical parameters

### Hydraulic Shear (Square Shear)

Model: Q15A-250II

### Power System (Motor, 2 sets)

Type: Y160L-4  
 Rated Power: 15 kW (/set)  
 Rated Speed: 1460 rpm  
 Power Spec: 3PH, 50 / 60Hz

### System Parameters

Max. Shearing Force: 250 Ton  
 Max. Pressing Force: 12.5 Ton  
 Hydraulic System Pressure: 25 MPa  
 Cutting Speed: 4-7 times/min

### Hydraulic System (Pump, 2 sets)

Type: 63YCY14-1B  
 Rated Displacement: 63 ml/r (/set)  
 Max Operating Pressure: 31.5 MPa

### Optional Configuration

NOK (JAPAN) Seal Packings for Cylinders;  
 Cooler / Heater;  
 Magnetic Oil Filter;  
 Diesel / Diesel Generator for Power.

### Operation System

Hydro-electrical Valves, Push Button Control.

### General Description

Main Machine Size (L×W×H): 1600×800×2500 mm  
 Height of Working Table: 780 mm  
 Blade Length: 800 mm  
 Blade Angle: 4.5 Degree  
 Shear Opening: 60 mm  
 Max. Cutting Size (Steel Sheet): 30×700 mm  
 Shipping Weight: Approx. 6.5 tons  
 Loading (Standard Containers): 1/2×20'GP

### Hydraulic Oil Brand

Oil Tank Volume: 1400 ltr

ISO VG	China	U.S.		Britain	France
	GB11118.1	CALTEX CO.	MOBIL	SHELL	ELF CO.
HM 46	46 #	Rando HD46	D.T.E46	Tellus 46	Elfolna 46
HM 68	68 #	Rando HD68	D.T.E68	Tellus 68	Elfolna 68

Above information are indicative not engaging. Rights reserved for change if necessary.