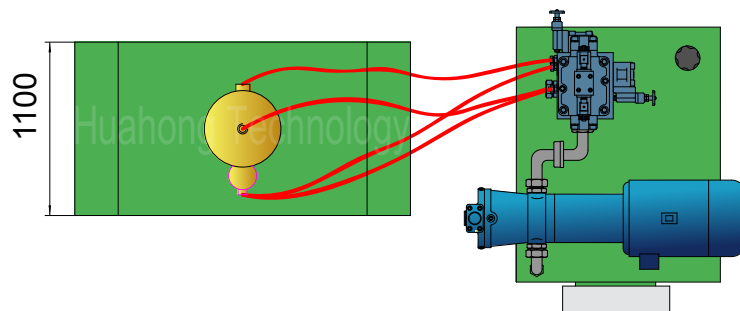
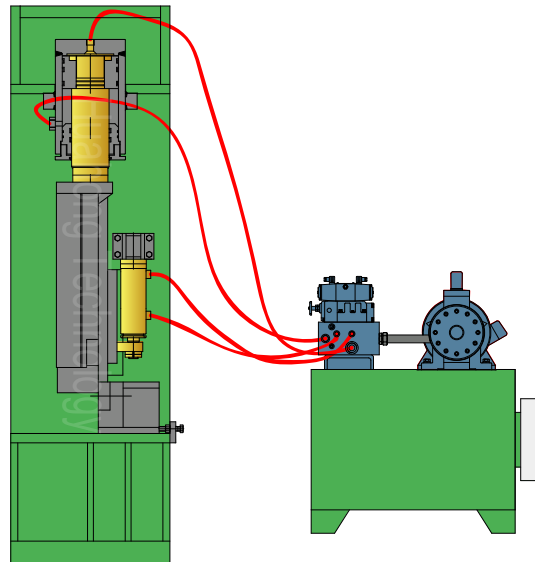
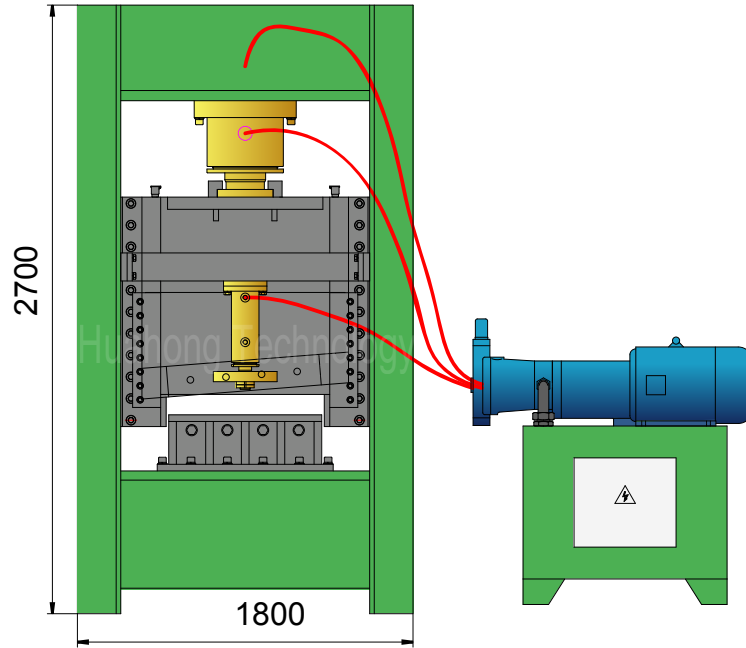




Q15A-400

Plan View





Q15A-400

Technical parameters

Hydraulic Shear (Square Shear)

Model: Q15A-400

Power System (Motor, 2 sets)

Type: Y200L2-6
 Rated Power: 22 kW (/set)
 Rated Speed: 970 rpm
 Power Spec: 3PH, 50 / 60Hz

System Parameters

Max. Shearing Force: 400 Ton
 Max. Pressing Force: 38 Ton
 Hydraulic System Pressure: 25 MPa
 Cutting Speed: 4-7 times/min

Hydraulic System (Pump, 2 sets)

Type: 160YCY14-1B
 Rated Displacement: 160 ml/r (/set)
 Max Operating Pressure: 31.5 MPa

Optional Configuration

NOK (JAPAN) Seal Packings for Cylinders;
 Cooler / Heater;
 Magnetic Oil Filter;
 Diesel / Diesel Generator for Power.

Operation System

Cartridge Valves, PLC Control.

General Description

Main Machine Size (L×W×H): 1800×1100×2700 mm
 Height of Working Table: 800 mm
 Blade Length: 800 mm
 Blade Angle: 4.5 Degree
 Shear Opening: 120 mm
 Max. Cutting Size (Steel Sheet): 35×700 mm
 Shipping Weight: Approx. 15.5 tons
 Loading (Standard Containers): 1×20'GP

Hydraulic Oil Brand

Oil Tank Volume: 2300 ltr

ISO VG	China	U.S.		Britain	France
	GB11118.1	CALTEX CO.	MOBIL	SHELL	ELF CO.
HM 46	46 #	Rando HD46	D.T.E46	Tellus 46	Elfolna 46
HM 68	68 #	Rando HD68	D.T.E68	Tellus 68	Elfolna 68

Above information are indicative not engaging. Rights reserved for change if necessary.